

Motivation

A Rule-Based, Integrated Modelling Approach for Object-Oriented Systems

Benjamin Braatz

TU Berlin, TFS, Forschungskolloquium

16 January 2006

- Goal: Complete Code Generation from Models
- Need for Precise, Constructive Modelling Approach
- Separation of Concerns: Structure, Local Changes, and Control Flow
- Declarative, Rule-Based Modelling to ease Comprehension



Overview

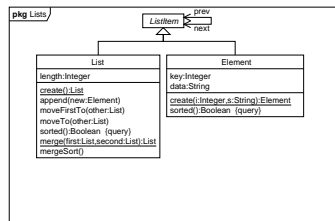
UML Foundations

- 1 UML Foundations
- 2 Transformation Rules
- 3 Structured Flowcharts

- Class Diagrams for Structure
- Declaration of Entities of the Object-Oriented System \implies Comparable to Signatures in Algebraic Specifications
- OCL Constraints for Queries
- Stateless Language without Side Effects \implies Comparable to Functional Programming Languages



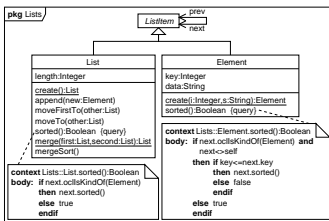
Class Diagrams



- Classes and Associations
- Inheritance Structure
- Attributes
- Operations
- Static Operations
- Query Operations



OCL Body Expressions

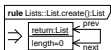


- OCL Body Expressions specify Queries
- if-then-else Constructs and Calls to other Queries
- Recursion



Transformation Rules

- Declarative Modelling of Local Structure Changes
- Adaption of Graph Transformation for Object Structures
- Intuitive Notation with Precise Semantics (SPO or DPO)



- Constructors are Static Operations \Rightarrow Left-Hand-Sides are empty
- Right-Hand-Sides contain Constructed Object (return)
- Right-Hand-Sides may use Parameters of Operation



Creation Rules

Modification Rules (1)



- Left-Hand-Sides contain Parameters and self
- Left-Hand-Sides navigable from Parameters \implies Match completely determined by Parameters
- Right-Hand-Sides contain modified Structure

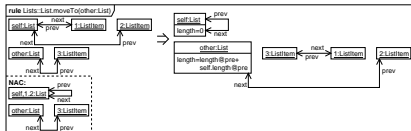
Modification Rules (2)



- Right-Hand-Sides may use OCL Expressions for Attributes



Modification Rules (3)



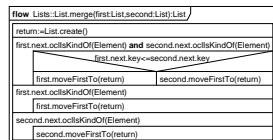
- Negative Application Conditions may be used to prohibit Structures

Structured Flowcharts

- Need for Control Layer on Top of Transformation Rules
- Nassi-Shneidermann-Diagrams: Well-Known Technique for Modelling Control Structures
- Context-Free Block Structure \implies Close to Imperative Programming Languages and Suitable for Top-Down Modelling



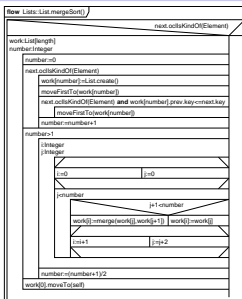
Merge Operation



- Variable Assignment with Creation Rule Call
- While-Loop over OCL Query
- Decision on OCL Query
- Modification Rule Calls



Mergesort Operation



- Local Variable Declaration
- Parallel Execution of Control Blocks



Summary

- Integrated Modelling Approach with Separation of Concerns
- Structure specified by Class Diagrams
- Queries specified by OCL Constraints
- Local Modifications specified by Transformation Rules
- Control Flow specified by Structured Flowcharts



Future Work

- Formal Syntax given by Meta-Model and Typed, Attributed Graph Transformation
- Formal Semantics given by Object-Oriented Transformation System
- Extension by Descriptive Techniques with Verification Methods
- Extension by other Behavioural UML Techniques (Sequence Diagrams, State Machines)

